

ACE the Reports: From Basics to Brilliance
A Three-Part Series

PART 2:
*Customizing ACE Reports: Modify &
Tailor Your Data*

Before We Start

1



Approx. 40 min presentation
with time for questions

2



Submit questions through
the Q&A box to be
answered at the end

3



NCBFAA Continuing
Education credit code will be
available in the chat. You
may download the slide
deck from the resources tab.

4




You will receive an email
with a link to access the
recorded webinar.

Meet Our Speakers



Sandra Langford-Coty, LCB, CCS
Director of Operational Development



Daniel Klein
Data Analyst

OBJECTIVES



Q&A Part 1



Modifying
Reports



Recommended
Reports



Resources

Q&A Part 1

1. If as account owner, I want to give access to someone else to pull reports, what type of account should I assign them to? Proxy Trade Account Owner?

Answer: Trade Account User

2. When I run ES report, I believe it is updated with post summary corrections, meaning up-to-date. Or we need to specify that somehow.

Answer: Yes, the PSC changes will be shown on the ACE report. You can add PSC dates, Wording and reason codes to your reports. There is also a 'version' number indicating changes.

3. How often we should access the ACE account in order not to have to renew password?

Answer: Every 30 days

4. Can you run a report by IEEPA tariff line summaries only?

Answer: Yes, you can run an ACE report based off of the HTS number. You will need to enter only the IEEPA HTS number into the HTS prompts.

5. Can I still submit my ACE registration form via email?

Answer: ACE now has an importer module to complete the application. For other account types, an email submission can be used.

Q&A Part 1

6. For IEEPA tariffs, would you recommend our broker running the reports?

Answer: As long as you are able to monitor your entry data the party running the report should not matter.

7. My company doesn't have ACE Portal account. Will our customs broker receive any communication and requests intended for my company as IOR? Or will they send the communication via mail at our mailing address?

Answer: Your broker can receive some forms of CBP communication.

8. Does an IOR have to be on ACH in order to be on ACH refund?

Answer: No, they are two separate programs and ACH Credit/Debit is not a prerequisite for ACH Refund enrollment.

9. I have added users and current users are no longer able to see their business account once they are in ACE. It's been happening on and off for months now. Any advice?

Answer: ACE support has confirmed that this is a known issue. You will need to submit a ticket to ACE support to have your account updated with the correct permissions by recalculating your account. Once ACE support has fixed the access, CBP will ask you to clear your web-browser cache and cookies, and try logging back in. From the accounts tab, you will have to again choose the type of account you are trying to access to display your account.

Modify ACE Reports

ACE Reports

ES-001 Entry Summary Header Details

ES-003 Entry Summary Line Tariff Details

ES-006 Entry Summary Dimensions by Value

ES-701 – Courtesy Notice of Liquidation

Modify Reports – Design Mode

Run Standard Report and Cancel Prompt

1. Click Reading Mode to change to Design Mode
2. Click Query “Edit” Button

This screenshot shows a 'Prompts' window for the 'Entry Summary Date (Begin)' field. The left sidebar lists various fields for selection, including 'Entry Summary Date (Begin)', 'Entry Summary Date (End)', 'Entry Type Code', 'Port of Entry Code', 'Entry Date (Begin)', 'Entry Date (End)', 'Entry Summary Number', 'Entry Summary Create Date (Begin)', and 'Entry Summary Create Date (End)'. The main area contains a text input field with the placeholder 'Enter a date manually' and a 'Selected value(s)' section below it. At the bottom right, a red arrow points to the 'Run' button, with a 'Cancel' button next to it.

This screenshot displays the 'ES-003 Entry Summary Line Tariff Details' report in Design Mode. The top navigation bar includes 'File', 'Query', 'Insert', 'Analyze', 'Display', and 'Navigate' menus. A red circle with the number '2' highlights the 'Query' menu. The main content area shows 'NO DATA FOUND' in red text. Below this is a table of report parameters. A red circle with the number '1' highlights the 'Design' button in the top right corner. The right sidebar shows a list of dimensions for the report.

Entry Summary Number	Entry Type Code	Importer Number	Port of Entry Code	Entry Date	Entry Summary Date	Entry Summary Create Date	Entry Summary Line Number	Review Team Number	Country of Origin Code	Country of Export Code	Manufacturer ID	Foreign Exporter ID

Modify Saved Report

U.S. Customs and Border Protection

Folders

Personal Folders / Test Reports

Personal Folders

Entry Summary Reports

Liquidation

Reference Reports

Test Reports

My Subscribed Alerts

Public Folders

Title	Favorites	Type	Description	Last Updated	Instances	
ISF Late Report Schedule		Web Intelligence		May 10, 2024 7:4...	2	...
						View
						View Latest Instance
						Copy Opendoc Link
						Properties
						Modify
						Schedule
						Mobile Properties
						History
						Categories
						Mark As Favorite
						Details
						Organize
						Delete

...

Modify Saved Report Ellipsis

Query Panel - Results Objects

The screenshot displays the ACE Reports Query Panel. On the left, a search bar is labeled "Type here to filter the tree". Below it is a tree view showing a hierarchy of data objects, with "Entry Summary" expanded. The main area is titled "Result Objects" and contains a grid of selected objects, including "Entry Summary Number", "Ultimate Consignee Name", "Ultimate Consignee Number", "Total Paid ADD Amount", "Total Paid CVD Amount", "Total Paid Duty Amount", "Total Paid Tax Amount", "Total Paid Fee Amount", "Total Paid HMF Amount", "Port of Entry Code and Name", "Release Date", "Total Paid MPF Amount", "Total Estimated MPF Amount", "Liquidation Date", "Filer Code", "Entry Type Code", "Port of Entry Code", "Port of Entry Name", "Entry Date", "Entry Summary Date", "Post Summary Correction Indicator", "Initial Entry Summary Create Date", "Importer Number", "Importer Name", "Control Team Number", "Center ID Name", "Bond Type Code", "Continuous Bond Number", "Total Goods Value Amount", "Liquidation Status", "Mode of Transportation Code", and "Mode of Transportation". Below the grid is the "Query Filters" section, which includes filters for "Entry Summary Number", "Entry Type Code", "Port of Entry Code", and "Entry Date". At the bottom, a "Data Preview" section is visible. A red box highlights the "Run" button at the bottom right of the interface.

1. Search word
2. Expand Data Objects
3. Scroll
4. Add / Remove Results Objects
5. Data Element Description
6. Run or Apply and Close

ACE REPORTS DATA DICTIONARY: <https://www.cbp.gov/ace-reports-data-dictionary>

Query Panel - Query Filters

The screenshot displays the ACE Query Panel interface. At the top, the title bar reads "ES-001 Entry Summary Header Details". Below the title bar, the "Query Panel" label is highlighted with a red box. The interface is divided into several sections:

- Query Selection:** A dropdown menu labeled "Query 1" is highlighted with a red box.
- Universe Outline:** A tree view on the left lists various data objects. "Liquidation Status" is selected and highlighted.
- Result Objects:** A central area displaying a grid of data objects that can be added to the query. Objects include "Entry Summary Number", "Entry Summary Status", "Liquidation Date", "Filer Code", "Entry Type Code", "Port of Entry Code", "Port of Entry Name", "Entry Date", "Entry Summary Date", "Post Summary Correction Indicator", "Entry Summary Create Date", "Importer Number", "Importer Name", "Control Team Number", "Center ID Name", "Single Transaction Bond Number", and "Continuous Bond Number".
- Query Filters:** A section at the bottom, highlighted with a red box, where filters are defined. It shows a logical structure with "AND" and "OR" operators. The filters include:
 - Importer Number Equal to Importer Number
 - Control Team Number In List Control Team Number
 - Center ID Name In List Center ID Name
 - Liquidation Status Between Previous Month Begin And Previous Month End
 - Reconciliation (Other) Status In List Other Reconciliation Status
 - Reconciliation (FTA) Status In List FTA Reconciliation Status

At the bottom right, there are buttons for "Run", "Apply and Close", and "Cancel".

Drag and drop a data object from the universe outline menu pane to the **Query Filters** pane.

Query Panel – Adding Nested Query Filters

The screenshot displays the Query Panel interface, which is divided into two main sections: "Query Filters" and "Data Preview".

Top Section (Query Filters):

- The "Query Filters" section shows a list of filters. The first filter is "Liquidation Status" with a dropdown menu set to "In List".
- Below this, there are three filters connected by an "OR" operator:
 - "Reconciliation (Other) Status" with a dropdown menu set to "In List".
 - "Reconciliation (FTA) Status" with a dropdown menu set to "In List".
 - "Post Summary Correction Indicator" with a dropdown menu set to "In List".
- Below these, there is a filter for "Filer Code" with a dropdown menu set to "In List".
- On the right side of the "Query Filters" section, there is a toolbar with icons for adding, deleting, and refreshing filters. The "Add Nested Filter" icon (a square with a plus sign) is highlighted with a yellow box.

Bottom Section (Data Preview):

- The "Data Preview" section shows a list of filters. The first filter is "HTS Number - Full" with a dropdown menu set to "In List".
- Below this, there is a filter for "Line SPI Code" with a dropdown menu set to "In List".
- On the right side of the "Data Preview" section, there is a toolbar with icons for adding, deleting, and refreshing filters. The "Add Nested Filter" icon (a square with a plus sign) is highlighted with a yellow box.

Instructions:

1. Click Add Nested Filter
2. Determine Filter Needed "And" "or"
3. Drag to desired filters

Modify Query Filters – Operator Drop-Down and Filter Type

The screenshot displays the ACE system interface. At the top, the header reads "ES-001 Entry Summary Header Details". Below this, a "Query Panel" is highlighted with a red box. The panel includes a search bar and a list of filters. A dropdown menu is open, showing various operators: "Equal to", "Not Equal to", "In List", "Not In List", "Between", "Not Between", "Greater than", "Greater than or Equal to", "Less than", "Less than or Equal to", "Matches pattern", "Different from pattern", "Both", "Except", "Is Null", and "Is not Null". The "In List" operator is currently selected. To the right of the dropdown, a list of filter types is visible: "Constant", "Value(s) from list", "Prompt", "Object from this query", and "Result from another query (Any)". The "Prompt" filter type is checked.

Query Panel

Operator Drop-Down:

- Equal to
- Not Equal to
- In List
- Not In List
- Between
- Not Between
- Greater than
- Greater than or Equal to
- Less than
- Less than or Equal to
- Matches pattern
- Different from pattern
- Both
- Except
- Is Null
- Is not Null

Filter Type:

- Constant
- Value(s) from list
- Prompt
- Object from this query
- Result from another query (Any)

In the operator drop-down, select an operator: In List, Between, Equals to, Matches Pattern, Not Equal to, Is not Null

Filter Type:

Constant type any required data.

Value(s) from list: List will display if available

Prompt will prompt value in Query Panel each time

Object from this query is selected as a filter type, select an object in the **Objects** dialog box.

Adding an Optional Prompt to Filters

Query Panel

Add Query

Query 1

Broker

Type here to filter the tree

- In-Bond [unx]
 - In-Bond Bills of Lading
 - Actual Arrival Port Code
 - Actual Arrival Port Name
 - Arrival Fiscal Year
 - Arrival Time
 - Arrived By ID Qualifier Code
 - Arrived By ID Qualifier Description
 - Bill of Lading Number
 - Bill of Lading Version Number
 - BOL Status Code
 - BOL Status Description
 - Bonded Carrier Code
 - Bonded Carrier IRS Number
 - Bonded Carrier Name
 - Consignee State
 - Consignee Address 1
 - Consignee Address 2
 - Consignee Address 3
 - Consignee Address 4
 - Consignee City
 - Consignee Country Code
 - Consignee Country Name
 - Consignee Name
 - Consignee Zip Code
 - Create Date
 - Create Date Time
 - Create Time
 - Days In-Transit
 - Days Late
 - Days Overdue for Export

Result Objects

- In-Bond Number
- Create Date
- Departure Date
- In-Bond Type Code
- Bill of Lading Number
- Manifest Carrier Code
- Bonded Carrier Code
- Arrived By ID Qualifier Description
- In-Bond Carrier Code
- QP Filer Code
- QP Filer Name
- Origination Port Code
- Destination Port Code
- FIRMS Code
- Facility Name
- In-Bond Source Type Code
- In-Bond Status Code
- In-Bond BOL Arrival Date
- Arrival Time
- Departure Time
- Create Time
- Destination Port Name
- Origination Port Name
- BOL Status Description
- In-Bond Source Type Description
- In-Bond Status Description
- Late or Overdue Code
- Late or Overdue Description
- Late Report Indicator
- Penalty Indicator
- Overdue for Export Month
- Overdue for Export Indicator
- Days Late
- Late In-Transit Date
- Late In-Transit Indicator
- Late Process Date
- Late Process Week
- Late Report Month
- Days Overdue for Export
- Departure Date Time
- Departure Month
- Departure Port Code
- Departure Port Name
- Departure Year
- Entry Type
- Entry Type Code
- Export by ID Qualifier Code
- Export by ID Qualifier Description
- Export Date
- Export Due Date
- Export Time
- In-Bond Amount
- In-Bond Amount - Measure
- In-Bond Arrival Date

Query Filters

AND

- In-Bond Number In List In-Bond Number
- Destination Port Code In List Destination Port Code
- Origination Port Code In List Origination Port Code
- Create Date Between In-Bond Create Date (Begin) And In-Bond Create Date (End)
- Bill of Lading Number In List Enter value(s) for Bill of Lading Num

Constant

Value(s) from list

✓ Prompt

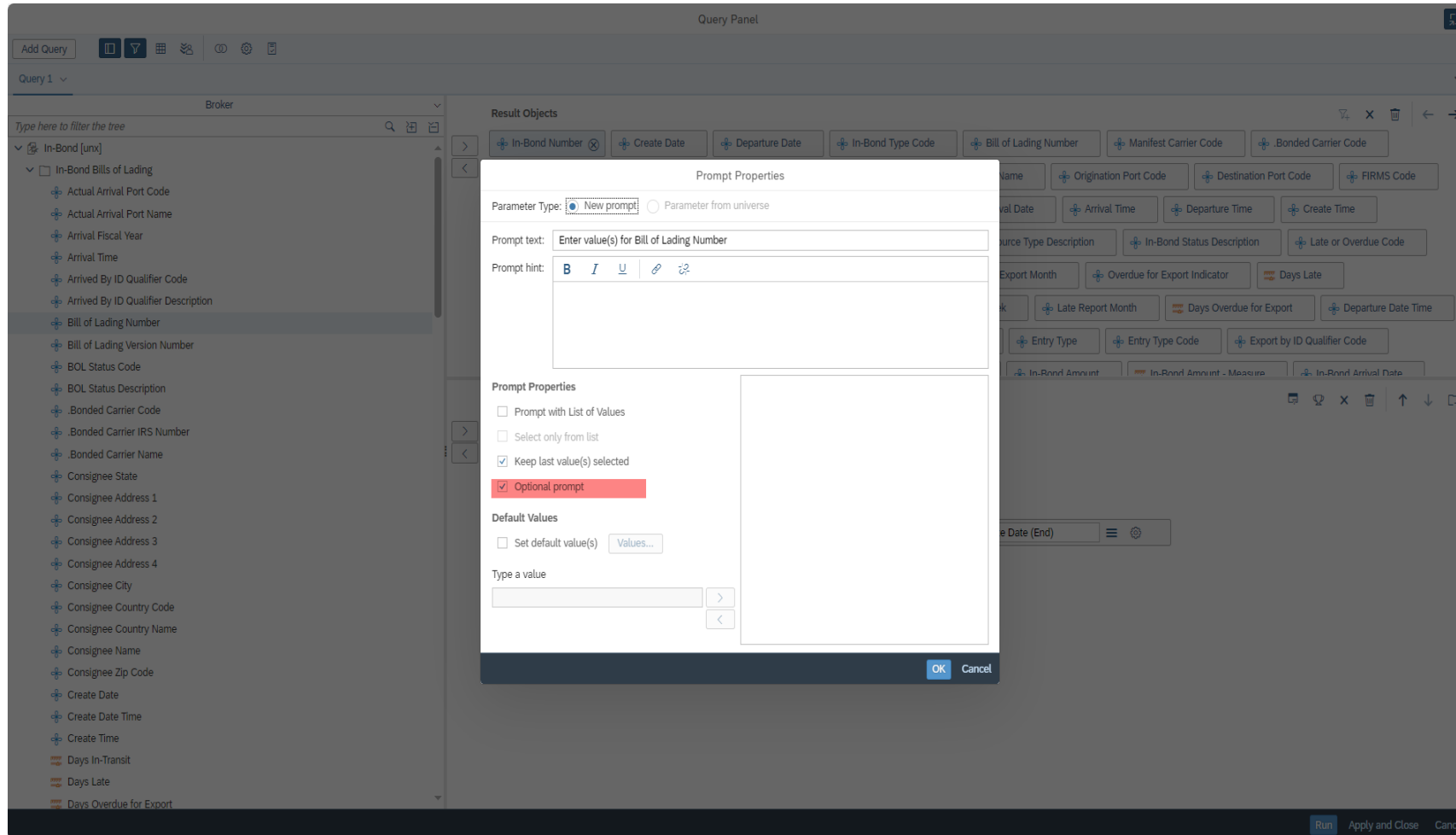
Object from this query

Result from another query

Run Apply and Close Cancel

Add Query Filter
Select Prompt
Click on Gear
Select Optional Prompt

Adding an Optional Prompt to Filters



Modify Query Filters – Dynamic Dates

Query Filters

Query Filters

Port of Entry Code In List Port of Entry Code

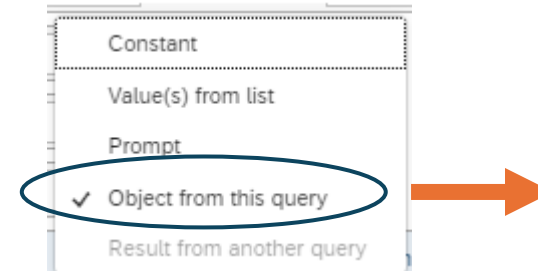
Entry Date Between Entry Date (Begin) And Entry Date (End)

Entry Summary Date Between Previous Month Begin And Previous Month End

Initial Entry Summary Create Date Between Entry Summary Create Date (Begin) And Entry Summary Create Date (End)

- For recurring / scheduled reports where the date range needs to update for each instance, a dynamic date range that automatically adjusts based on the report run date is available

- In the operator drop-down:** select **Between**
- Filter Type:** select Object from this Query



Select a date object
Select the **OK** button.
Repeat Steps for the second date field

Objects

Type here to filter tree

- X Days Ago (Begin)
- X Days Ago (End)
- X Days Ago (Begin) #2
- X Days Ago (End) #2
- Today
- Yesterday
- 7 Days Ago
- Current Week Begin
- Current Week End
- Previous Week Begin
- Previous Week End
- Current Month Begin
- Current Month End
- Previous Month Begin
- Previous Month End

Dynamic Dates

Constant

Value(s) from list

Prompt

✓ Object from this query

Result from another query

Objects

Type here to filter tree

- X Days Ago (Begin)
- X Days Ago (End)
- X Days Ago (Begin) #2
- X Days Ago (End) #2
- Today
- Yesterday
- 7 Days Ago
- Current Week Begin
- Current Week End
- Previous Week Begin
- Previous Week End
- Current Month Begin
- Current Month End
- Previous Month Begin
- Previous Month End

OK Cancel

Prompts

Search

How Many Days Ago End (1)
365

Entry Summary Number
(All values)

Entry Summary Date (Begin)
(All values)

Port of Entry Code
(All values)

Control Team Number
(All values)

Center ID Name
(All values)

Importer Number

Mandatory (1) Reset All

Run Cancel

How Many Days Ago End

Enter a numeric value manually

Selected value(s)

365

❖ Previous week Begin and Previous Week End

❖ Data runs previous week Monday to Sunday

Modify – Add / Remove Objects to Report Results

U.S. Customs and Border Protection

ES-003 Entry Summary Line Tariff Deta...

!!! Due to a severe data security vulnerability the ability to send reports to SAP BI Inboxes has been disabled !!!

File Query Insert Analyze Display

Main Report Parameters

Type a formula

Drag into results
Right click and
remove column

Entry Summary Extension Date	Entry Summary Create Date	Entry Summary Line Number	Tariff Ordinal Number	HTS Number - Full	Line Tariff Goods Value Amount	Line Tariff Duty Amount	Line Duty Amount	Line HMF Amount	Antidumping Duty Amount
		1	1	4011201005	\$38,417.00	\$1,536.68	\$1,536.68	\$48.02	
		1	1	4011201005	\$165,053.00	\$6,602.12	\$6,602.12	\$206.32	

Filter Code

- Foreign Exporter ID
- Foreign Exporter Name
- HTS Number - Full
- Importer Name
- Importer Number
- Line SPI Code
- Line Tariff Quantity (1)
- Line Tariff Quantity (2)
- Line Tariff Quantity (3)
- Line Tariff UOM (1) Code
- Line Tariff UOM (2) Code
- Line Tariff UOM (3) Code
- Liquidation Date
- Liquidation Extension Expir.

Modify – Add / Remove Objects to Report Results

U.S. Customs and Border Protection

ES-003 Entry Summary Line Tariff Deta...

The SAP BI inbox has been disabled indefinitely to address a security vulnerability

File Query Insert Analyze Display

Prompts 18 Prompts Drill Filters No filter

Main Report Parameters

`=NameOf[Entry Summary Date]`

Details with liq

Entry Type Code: ALL	Port of Entry Code: ALL
Entry Summary Number: ALL	ES Create Dates Between: ALL to ALL
Review Team Number: ALL	Country of Origin Code: ALL
HTS Number - Full: ALL	Other Reconciliation Status: ALL
Filer Code: 551	Entry Summary Status: Accepted;Rejected

Importer Number	Importer Name	Port of Entry Code	Entry Date	Entry Summary Date	Entry Summary Status	Liquidation Status Code and
		2704	07/07/2021	07/19/2021	Accepted	L - Liquidate
		2704	07/07/2021	07/19/2021	Accepted	L - Liquidate

Turn Into... Display the break panel

Data Assignment

Columns (48)

- Entry Summary Numt
- Entry Summary Versic
- Entry Type Code
- Importer Number
- Importer Name

Instant Apply Apply Cancel

Dimensions

- Antidumping Ad-Valorem R
- Antidumping Case Number
- Antidumping Specific Rate
- Countervailing Ad-Valorem
- Countervailing Case Numb
- Country of Export Code
- Country of Origin Code
- Drawback Claimed Indicate
- Entry Date
- Entry Summary Create Date
- Entry Summary Date
- Entry Summary Extension I
- Entry Summary Line Numb
- Entry Summary Number

1. In Design Mode
2. Click wrench icon
3. Click in the report cell
4. Drag items in from Dimensions
5. Move items up down in column

Modify Report – Set Sort

The screenshot displays the SAP BI report 'ES-003 Entry Summary Line Tariff Data...'. The interface includes a top navigation bar with a search icon, a bell icon, and a user profile icon. Below the navigation bar is a toolbar with icons for File, Query, Insert, Analyze, and Display. The 'Analyze' tab is active, showing a 'Table Cell' view. The 'Rows' section is highlighted, showing two rows: 'Entry Date' and 'Manufacturer ID', both sorted ascending. The 'Dimensions' section is also visible, showing 'Entry Date' and 'Entry Summary Date'. A red box highlights the 'Entry Date' dimension, and a tooltip 'Display the break panel' is shown next to it.


Details with liq

Importer Number	Importer Name	Port of Entry Code	Entry Date	Entry Summary Date	Entry Summary Status	Liquidation Status Code and
I		2704	07/07/2021	07/19/2021	Accepted	L - Liquidate
I		2704	07/07/2021	07/19/2021	Accepted	L - Liquidate

Modify Report – Filtered By

Prompts
7 Prompts

Main ReportParameters



REF-202
ADCVD Active Case Details

FOR OFFICIAL USE

Report Parameters:

Case Status: Active	Case Country of Origin: ALL	Case Related HTS Number - Full: ALL
Case Related TSUSA Number: ALL	Case Number: ALL	Current Suspend Entry Summary Indicator: Y
Third Country Case Indicator: ALL		

Case Number	Principal Case Other Certificate R	Current Rate	Case Related HTS Short Description	Case Country of Origin Code	Case Related HTS Number	Case TS Nu
201831000	Y	62.78%	STRND WIR,COV TEXT/NONMETL MAT	MX	7312103010	
201831000	Y	62.78%	STRND WIR,OTH,PRESTRESS,OTHER	MX	7312103012	
201831001	Y	62.78%	STRND WIR,COV TEXT/NONMETL MAT	MX	7312103010	
201831001	Y	62.78%	STRND WIR,OTH,PRESTRESS,OTHER	MX	7312103012	
201831002	Y	77.20%	STRND WIR,COV TEXT/NONMETL MAT	MX	7312103010	
201831002	Y	77.20%	STRND WIR,OTH,PRESTRESS,OTHER	MX	7312103012	
201844000	Y	20.58%	BAR&ROD,IRR COIL,SI-MN STL,OTH	MX	7227200080	
201844000	Y	20.58%	BAR&ROD,NOT TOOL STL,NOT CD-FO	MX	7228606000	
201844000	Y	20.58%	BAR/ROD, PL/CO W/ME NT C-F	MX	7215901000	

Table Cell

Filtered By

Element Link

Filters

Drag and drop an object from the objects tab

Query 1

Case Country of Origin Code

Case Number

Case Party Exporter Name

Case Party Manufacturer Nam

Case Related HTS Number - F

Case Related HTS Short Desc

Case Related TSUSA Number

Current Rate

Current Rate Effective Date

Current Suspend Entry Summ

Current Suspend ES Effective

Parent Principal Case Number

Principal Case Other Certificat

FileQueryInsertAnalyzeDisplayNavigate

Prompts
7 Prompts

Main ReportParameters

Case Number	Principal Case Other Certificate R	Current Rate	Case Related HTS Short Description	Case Country of Origin Code	Case Related HTS Number	Case TS Nu
A570022	Y		BAS PAPER SENSEIT FOR PHOTOGRA	CN	4802560000	
A570022	Y		BAS PAPER SENSEIT FOR PHOTOGRA	CN	4802560000	
A570022	Y		BAS PAP SENS PHOTAG,>10%WT,MEC	CN	4802625000	
A570022	Y		CONTAIN BY WT25% MORE COTTON	CN	4802626020	
A570022	Y		CONTAIN BY WT 25% OR MORE COTT	CN	4802557020	
A570022	Y		CONTAIN BY WT 25% OR MORE COTT	CN	4802567020	
A570022	Y		DWG PPR OTHER,>10% FIBER MECH	CN	4802692000	
A570022	Y		DWG PPR OVR 40G/M2 NOV 150G/M2	CN	4802552000	
A570022	Y		DWG PPR OVR 40G/M2 NOV 150G/M2	CN	4802562000	

Filtered By

Element Link

Filters

Case Country of Or...
CN

Drag and drop an object from the objects tab

Modify Report – Filtered By

ES-003 Entry Summary Line Tariff Deta...

FileQueryInsertAnalyzeDisplayNavigate

Main ReportParameters

Tariff Ordinal Number	HTS Number - Full	HTS Number	HTS Long Description	Column 1 Current Pri...	Line Goods V	Line Tariff Goods Value Amount	Line Tariff Duty Amount	Line HMF Am	Line MPF
1	99030133	9903	IEEPA-RECIPR EXCL SEC232, AUTO, AUTO PARTS, IRON, STEEL,ALUM		\$1,777.00	\$0.00	\$0.00	\$2.22	\$6
2	99039405	9903	AUTO PRT, INCL ENG/ENG PRT, TRNS, LT TRKS NT33(G) ALL CTRIES	0.2500000	\$1,777.00	\$0.00	\$444.25	\$2.22	\$6
1	99030133	9903	IEEPA-RECIPR EXCL SEC232, AUTO, AUTO PARTS, IRON, STEEL,ALUM		\$5,188.00	\$0.00	\$0.00	\$6.49	\$17
2	99039405	9903	AUTO PRT, INCL ENG/ENG PRT, TRNS, LT TRKS NT33(G) ALL CTRIES	0.2500000	\$5,188.00	\$0.00	\$1,297.00	\$6.49	\$17
1	99030133	9903	IEEPA-RECIPR EXCL SEC232, AUTO, AUTO PARTS, IRON, STEEL,ALUM		\$3,568.00	\$0.00	\$0.00	\$4.46	\$12
2	99039405	9903	AUTO PRT, INCL ENG/ENG PRT, TRNS, LT TRKS NT33(G) ALL CTRIES	0.2500000	\$3,568.00	\$0.00	\$892.00	\$4.46	\$12
1	99030133	9903	IEEPA-RECIPR EXCL SEC232, AUTO, AUTO PARTS, IRON, STEEL,ALUM		\$2,333.00	\$0.00	\$0.00	\$2.92	\$8
2	99039405	9903	AUTO PRT, INCL ENG/ENG PRT, TRNS, LT TRKS NT33(G) ALL CTRIES	0.2500000	\$2,333.00	\$0.00	\$583.25	\$2.92	\$8
1	99030133	9903	IEEPA-RECIPR EXCL SEC232, AUTO, AUTO PARTS, IRON, STEEL,ALUM		\$9,821.00	\$0.00	\$0.00	\$12.28	\$34
2	99039405	9903	AUTO PRT, INCL ENG/ENG PRT, TRNS, LT TRKS NT33(G) ALL CTRIES	0.2500000	\$9,821.00	\$0.00	\$2,455.25	\$12.28	\$34
1	99030133	9903	IEEPA-RECIPR EXCL SEC232, AUTO, AUTO PARTS, IRON, STEEL,ALUM		\$2,991.00	\$0.00	\$0.00	\$3.74	\$10
2	99039405	9903	AUTO PRT, INCL ENG/ENG PRT, TRNS, LT TRKS NT33(G) ALL CTRIES	0.2500000	\$2,991.00	\$0.00	\$747.75	\$3.74	\$10
1	99030133	9903	IEEPA-RECIPR EXCL SEC232, AUTO, AUTO PARTS, IRON, STEEL,ALUM		\$4,058.00	\$0.00	\$0.00	\$5.07	\$14
2	99039405	9903	AUTO PRT, INCL ENG/ENG PRT, TRNS, LT TRKS NT33(G) ALL CTRIES	0.2500000	\$4,058.00	\$0.00	\$1,014.50	\$5.07	\$14
1	99030133	9903	IEEPA-RECIPR EXCL SEC232, AUTO, AUTO PARTS, IRON, STEEL,ALUM		\$1,815.00	\$0.00	\$0.00	\$2.27	\$6
2	99039405	9903	AUTO PRT, INCL ENG/ENG PRT, TRNS, LT TRKS NT33(G) ALL CTRIES	0.2500000	\$1,815.00	\$0.00	\$453.75	\$2.27	\$6
1	99030133	9903	IEEPA-RECIPR EXCL SEC232, AUTO, AUTO PARTS, IRON, STEEL,ALUM		\$1,755.00	\$0.00	\$0.00	\$2.19	\$6
2	99039405	9903	AUTO PRT, INCL ENG/ENG PRT, TRNS, LT TRKS NT33(G) ALL CTRIES	0.2500000	\$1,755.00	\$0.00	\$438.75	\$2.19	\$6
1	99030133	9903	IEEPA-RECIPR EXCL SEC232, AUTO, AUTO PARTS, IRON, STEEL,ALUM		\$988.00	\$0.00	\$0.00	\$1.24	\$3

Table Cell

Filtered ByElement Link

Filters

HTS Number - First 4
9903

Drag and drop an object from the objects tab

Foreign Exporter ID

HTS Long Description

HTS Number - First 4

HTS Number - Full

Importer Number

Initial Entry Summary Cr...

Line SPI Code

Line Tariff Quantity (1)

Line Tariff Quantity (2)

Line Tariff Quantity (3)

Line Tariff UOM (1) Code

Line Tariff UOM (2) Code

Line Tariff UOM (3) Code

Manufacturer ID

Port of Entry Code

Review Team Number

Standard Visa Number

Tariff Ordinal Number

Textile Category

Textile Category Code

Measures

Antidumping Duty Amount

Antidumping Goods Valu...

Countervailing Duty Amo...

Countervailing Goods Val...

Internal Revenue Tax Am...

Line Charges Amount

Line Duty Amount

Table Cell

Country of Origin Cod

Country of Export Coc

Line SPI Code

Tariff Ordinal Number

HTS Number - Full

HTS Number - First 4

HTS Long Description

Column 1 Current Pri...

Line Goods Value Am...

Line Tariff Goods Valu...

Line Tariff Duty Amour

Line HMF Amount

Line MPF Amount

Antidumping Duty Am...

Countervailing Duty Ai...

Internal Revenue Tax

Instant ApplyApplyCancel

Modify Report – Paint Brush

U.S. Customs and Border Protection

ES-003 Entry Summary Line Tariff Deta...

File Query Insert Analyze Display

Main Report Parameters

FOR OFFICIAL USE ONLY

Port of Entry Code: ALL
 ES Create Dates Between: ALL to ALL
 Country of Origin Code: ALL
 Other Reconciliation Status: ALL
 Entry Summary Status: Accepted;Rejected

Entry Summary Date	Entry Summary Create Date	Entry Summary Line Number	Antidumping	Antidumping	Non-Reimbu	AD Non-Rein	Antidun
01/31/2025	01/27/2025	1	A549842004	Passenger Tir	N	N	010000C
01/31/2025	01/27/2025	2	A549842004	Passenger Tir	N	N	010000C
01/31/2025	01/27/2025	3	A549842004	Passenger Tir	N	N	010000C
01/31/2025	01/27/2025	4	A549842004	Passenger Tir	N	N	010000C
01/31/2025	01/27/2025	5	A549842004	Passenger Tir	N	N	010000C
01/31/2025	01/27/2025	6	A549842004	Passenger Tir	N	N	010000C

Table Cell

0.07 inches

Right

0.07 inches

Background

No color

Pattern

None

Skin

Curve

URL:

Instant Apply Apply Cancel

Save As – Export – Refresh Report in Design Mode

• **Save As** Report

• **Save** the report often as you modify

• How to Export Report in Design Mode ...

• **Refresh** the reports prompts to rerun report as you design

Entry Type Code	Port of Entry Code	Port of Entry Name	Entry Date	Entry Summary Date	Entry Summary Create Date	Liquidation Date	Surety Code	Importer Number	Importer Name

No data retrieved in Query 1



Best Practices when Modifying & Running Reports

- Patience – Check for an ACE Outage or switch to a different Browser (Edge, Chrome, Firefox).
- Ensure to “Always Allow Pop-Ups” from ACE so that the Report Browser can Open.
- Save often when creating a modified report.
- Certain report elements are specific to the Entry Header and not the Entry Line. These data elements will cause duplication of values if put in a modified Entry Line report.
- Entry Line Data exported from ACE will not have tariff sequence lines rolled up onto one data line. Additional tariff sequences will be reported on separate lines with the corresponding duty amount. The value of the entry line will be included on only one of the tariff sequence lines and **will need to be rolled up manually in Excel.**
- Run a Header Only report (ES-001 or ES-006) after modifying a report to ensure your Values and Duties tie. Reasons for variances could be the result of: Multiple Protest Lines, Sets (X/V Lines), Missing or Duplicate Tariff Sequence Lines,
- Use a consistent Date Type (i.e. Entry Date, Entry Summary Date) - CBP utilizes “Entry Date”.



Roll Up Sequence to One Line

Entry Summary Number	Entry Summary Line Number	Tariff Ordinal Number	HTS Number - Full	Line Tariff Goods Value Amount	Line Tariff Duty Amount	HTS Number - Full	Line Tariff Goods Value Amount	Line Tariff Duty Amount
YYYYXXXXXXXX	1	1	99038803	\$0.00	\$7,677.00	4011902010	\$30,708.00	\$1,228.32
YYYYXXXXXXXX	1	2	4011902010	\$30,708.00	\$1,228.32			

ACE Reports & Modifications

Modify the ES-001 Entry Header Details Report

- Importer Name, Port of Entry Name, MOT Code
- Entry Type & Entry Type Short Description
- Filer Code & Filer Name
- Entry Summary Update date
- Post Summary Correction Indicator
- Version Number
- Reconciliation Indicator
- Reconciliation Due Date
- Reconciliation Status
- Liquidation Status
- Grand Total Estimated, Ascertained, Liquidated

Modify ES-001 Entry Summary Header Detail

Entry Summary Number	Entry Type Code	Post Summary Correction Indicator	Reconciliation Issue Code	Reconciliation Issue	Liquidation Status	Liquidation Date	Port of Entry Code	Port of Entry Name	Entry Date	Entry Summary Date
XXXXXXXXXX	01	N	001	Value reconciliation required	Pending	12/20/2019	0712	CHAMPLAIN-ROUSES POINT	01/24/2019	02/05/2019

Entry Summary Number	Reconciliation Indicator	Reconciliation (Other) Due Date	Reconciliation (Other) Status	Entry Type Code	Port of Entry Code	Port of Entry Name	Entry Date	Entry Summary Date	Entry Summary Create Date	Liquidation Date
XXXXXXXXXX	Y	11/23/2024	Filed On Time	01	5301	HOUSTON, TX	02/10/2023	02/23/2023	02/20/2023	01/05/2024
XXXXXXXXXX	Y	01/19/2025	Pending	01	2002	NEW ORLEANS, LA	04/08/2023	04/19/2023	04/11/2023	03/01/2024

Entry Summary Number	Post Summary Correction Indicator	Entry Summary Version Number	Entry Summary Update Date	Entry Summary Date	Entry Summary Create Date	Entry Type Code	Entry Date	Liquidation Date	Liquidation Status	Grand Total Ascertained Amount	Grand Total Estimated Amount	Difference
XXXXXXXXXX	N	1.01	08/12/2024	03/14/2023	03/02/2023	01	03/02/2023	01/26/2024	Liquidated	\$279.21	\$594.21	-\$315.00
XXXXXXXXXX	Y	2.01	08/13/2024	10/25/2023	10/17/2023	01	10/14/2023	08/09/2024	Liquidated	\$1,234.72	\$1,239.95	-\$5.23
XXXXXXXXXX	Y	2	08/14/2024	03/25/2024	03/13/2024	03	03/13/2024		Suspended	\$438.82	\$104.66	\$334.16
XXXXXXXXXX	N	1.04	08/13/2024	12/26/2017	12/20/2017	03	12/13/2017	08/09/2024	Re-liquidated	\$6,050.99	\$2,092.55	\$3,958.44
XXXXXXXXXX	Y	2.01	08/15/2024	12/13/2021	12/10/2021	03	12/01/2021		Suspended	\$303.26	\$149.28	\$153.98
XXXXXXXXXX	Y	2	08/18/2024	03/02/2023	02/28/2023	03	02/19/2023	08/23/2024	Pending	\$2,835.71	\$2,831.53	\$4.18
XXXXXXXXXX	N	1.03	08/17/2024	02/24/2021	12/10/2020	07	02/19/2021	08/09/2024	Liquidated	\$8,184.66	\$8,457.98	-\$273.32

Modify the ES-003 Entry Line Tariff Details Report

- **Entry Summary Adjustments**
 - *Entry Summary Status*
 - *Entry Summary Update Date*
 - *Entry Summary Version Number*
 - *Protest Status & Protest Number*
 - *Post Summary Correction (PSC) Indicator*
 - *PSC Reason*
 - *Bill Amount & Refund Amount*
 - *Prior Disclosure Indicator*
 - *Entry Summary Version Number*
- **Liquidation Date & Liquidation Status**
- **Reconciliation Indicator, Reconciliation Issue, Reconciliation Due Date, & Reconciliation Status**

Modify the ES-003 Entry Line Tariff Details Report

- Importer Name, Port of Entry Name, MOT Code
- Entry Type & Entry Type Short Description
- Filer Code & Filer Name
- Country of Origin Name & Country of Export Name
- Related Party Indicator & Manufacturer Name
- HTS Long Description, Line Article Set Code, Line Article Set
- Duty Rates (Primary, Secondary, Other)
- Antidumping (ADD) Case Number, ADD Ad Valorem Rate, ADD Specific Rate, ADD Duty Amount
- Countervailing (CVD) Case Number, CVD Ad Valorem Rate, CVD Specific Rate, CVD Duty Amount
- Section 232 Exclusion ID & Exclusion Approved Quantity
- Census Warnings and overrides

Line Detail – Note Value issues for
XVV – Include “Line Article Set
Code” to identify

[illegible]

ES-006 Entry Summary Dimensions by Value

Importer Number	Importer Name	Number of Entry Summary Lines	Number of Entry Summaries	Line Tariff Duty Amount	Line Tariff Goods Value Amount
XX-YYYYYYYYY	ABC CORPORTATION	183	89	\$2,308,899.47	\$24,907,048.00

Filer Code	Filer Name	Number of Entry Summary Lines	Number of Entry Summaries	Line Tariff Duty Amount	Line Tariff Goods Value Amount
SCS	UPS	4	4	\$9,209.77	\$613,984.00
336	FED EX	36	15	\$162,323.42	\$2,334,081.00

Manufacturer ID	Manufacturer Name	Number of Entry Summary Lines	Number of Entry Summaries	Line Tariff Duty Amount	Line Tariff Goods Value Amount
IDXXXXXXXXX	PT AUTO	15	15	\$32,223.52	\$2,148,232.00
JPXXXXXXXXX	STEEL CORPORATION	1	1	\$8,105.63	\$142,204.00

HTS Number - Full	HTS Short Description	Number of Entry Summary Lines	Number of Entry Summaries	Line Tariff Duty Amount	Line Tariff Goods Value Amount
7607116090	ALM FOIL,,ROL,TH>01-.15MM,OTHR	51	48	\$590,866.45	\$11,148,423.00
7606126000	ALUM PLATE,ET,THK>0.2MM,R,CLAD	78	28	\$520,372.35	\$8,005,725.00

ES-006 Entry Summary Dimensions by Value

The screenshot displays the ACE system interface for the query "ES-006 Entry Summary Dimensions by Value". The interface is divided into several sections:

- Top Bar:** Contains navigation icons, the U.S. Customs and Border Protection logo, and the query title "ES-006 Entry Summary Dimensions by Value".
- Query Panel:** Features a toolbar with icons for adding queries, filters, and other functions. Below the toolbar, there are dropdown menus for "Manufacturer", "Importer", "Filter", and "HTS Number".
- Modify Each Tab:** A button highlighted with a red box, used to modify the query for each tab.
- port of entry:** A dropdown menu showing a list of entry summary dimensions, including "Actual Port of Entry Code", "Actual Port of Entry Name", "Associated Warehouse Port of Entry Code", "Associated Warehouse Port of Entry Name", "Port of Entry Code", "Port of Entry Code and Name", and "Port of Entry Name".
- Result Objects:** A section displaying the results of the query, including "Number of Entry Summaries", "Number of Entry Summary Lines", "Importer Number", "Importer Name", "Line Tariff Goods Value Amount", and "Line Tariff Duty Amount".

ES-701 – Courtesy Notice of Liquidation

Entry Type Code	Entry Type Long Description	Liquidation Date	Liquidation Status	Post Summary Correction Indicator	Liquidation Duty Determination	Liquidation Reason Code	Liquidation Reason	Protest Number	Courtesy Notice Processed Date
47	unknown	02/15/2019	Liquidated	N	Change Increase	58	AP Drwk/Under claimed		
01	CONSUMPTION: FREE AND DUTIABLE	02/15/2019	Liquidated	Y	Change Decrease	02	Classification		
01	CONSUMPTION: FREE AND DUTIABLE	02/15/2019	Liquidated	Y	Change Decrease	09	Other		
01	CONSUMPTION: FREE AND DUTIABLE	02/15/2019	Re-liquidated	N	Change Decrease	01	Valuation	071217100373	
09	RECONCILIATION	02/15/2019	Liquidated	N	Change Decrease	09	Other		
23	TEMPORARY IMPORTATION BOND (TIB)	02/13/2019	Close	N		52	With Compliance		

Modify:

- Entry Type Desc.
- Post Summary Correction Indicator
- Liquidation Reason
- Protest Number

Monitoring

- Review entries with values that are excessively Low or High
- Review entries with unexpected FTA/SPI claims
- Review entries with unexpected Tariff Classifications (add Tariff Description)
- Review new Tariff Classifications
- Review entries under Chapter 98
- Validate Section 301 Exclusions Applied
- Review Potential AD/CVD based on HTS-COO Combinations
- Review Census Warnings
- Review Change Liquidations
- Review Rejected Entry
- Review Documents Required

References

ACE Report Quick Reference Guides and Video

ACE Portal Training

Modernized ACE Portal Training

- [Modernized ACE Portal - Account Types](#) **NEW**
- [Portal ACE Modernizado: Cree Una Cuenta e Inicie Sesión \(Español\)](#)
- [Modernized ACE Portal - CBP Forms](#)
- [Modernized ACE Portal - National Broker Permit](#)
- [ACE Portal: Broker Reporting](#)
- [Modernized ACE Portal - Carrier Ocean Conveyances](#)
- [Modernized ACE Portal - Blanket Declarations](#)
- [Modernized ACE Portal - Statements](#)
- [Modernized ACE Portal - Entry Banks](#)
- [Modernized ACE Portal - Protest Processing](#)
- [Modernized ACE Portal - Protest Processing for UFLPA](#)
- [Modernized ACE Portal - User Management](#)
- [Modernized ACE Portal - Cross Account Access](#)
- [Modernized ACE Portal - Broker and Filer View CPSC Form 354 Documents](#) **NEW**
- [Modernized ACE Portal - ACH Bank Information for Electronic Refunds](#) **NEW**
- [Account – Merging](#)
- [AD/CVD Cases & Messages](#)
- [Automated ACE Portal Account Application for Importers](#)
- [Legacy ACE Masking PII](#)
- [Periodic Monthly Statement](#)
- [Post Summary Corrections](#)
- [Trade - QRC - AD/CVD Trade Public Messages](#)
- [Trade - QRC - AD/CVD Case and Message Search](#)
- [Vessel Agency Account Type](#)
- [Trade Refund Report: Quick Reference Card](#)

ACE Portal Training

ACE Reports

Accessing ACE Reports

- [Accessing the ACE Reports Application: Quick Reference Card](#)
- [Accessing the ACE Reports Application: Video](#)

Navigating ACE Reports

- [Navigating ACE Reports: Quick Reference Card](#)
- [Navigating ACE Reports: Video](#)

Running a Standard Report

- [Running a Standard Report: Quick Reference Card](#)
- [Running a Standard Report: Video](#)

Saving and Exporting a Report

- [Saving and Exporting a Report: Quick Reference Card](#)
- [Saving and Exporting a Report: Video](#)

Schedule and Email a Recurring Report

- [Schedule and Email a Recurring Report: Quick Reference Card](#)
- [Schedule and Email a Recurring Report: Video](#)

Adding and Modifying Result Objects and Display

- [Adding and Modifying Result Objects and Display: Quick Reference Card](#)
- [Adding and Modifying Result Objects and Display: Video](#)

Modifying Query Filters

- [Modifying Query Filters: Quick Reference Card](#)
- [Modifying Query Filters: Video](#)

Creating an Ad Hoc Report

- [Creating an Ad Hoc Report: Quick Reference Card](#)
- [Creating an Ad Hoc Report: Video](#)

Adding Dynamic Dates

- [Adding Dynamic Dates: Quick Reference Card](#)
- [Adding Dynamic Dates: Video](#)

Adding Nested Filters

- [Adding Nested Filters: Quick Reference Card](#)
- [Applying Nested Filters: Video](#)

Setting Default Preferences

- [Setting Default Preferences: Quick Reference Card](#)
- [Setting Default Preferences: Video](#)

Repointing a Report

- [Repointing a Report: Quick Reference Card](#)

Trade Refund Report QRC

- [Trade Refund Report: Quick Reference Card](#)

ACE Report References

ACE Reports Catalog for Trade Users

Attachment	↕	Ext. ↕	Size ↕	Date ↕
ACE Reports Catalog for Trade Users		PDF	963.38 KB	08/22/2022

<https://www.cbp.gov/ace-reports-catalog-trade>

ACE Reports Data Dictionary - Trade

ACE Reports Data Dictionary - Trade

Attachment	↕	Ext. ↕	Size ↕	Date ↕
ACE Reports Data Dictionary - Trade		PDF	2.47 MB	08/18/2022

<https://www.cbp.gov/ace-reports-data-dictionary>

Questions?

NCBFAA Credit Code: **NEI-102025-6-QWEA**

Upcoming Deringer Webinars:

Join us for [ACE Part 3: Automating ACE Reporting: Scheduling for Efficiency](#)

Join us for [Border Bottleneck: Compliance and Tools for Crossing Importers](#)

Join us for [Border Bottleneck: Compliance and Tools for Crossing Carriers](#)

Join us for [Beyond the Bond: Mastering TIB Compliance](#)

Join us for [Trade Transformed: What 2025 Taught Us, What 2026 Demands](#)

Join us for [A View from the Other Side: European Market Update](#)