

ACE the Reports: From Basics to Brilliance
A Three-Part Series

PART 3:
**Automating ACE Reporting –
Scheduling for Efficiency**

Before We Start

1



Approx. 40 min presentation
with time for questions at
the end.

2



You may submit your
questions through the Q&A
box on the right side of your
screen.

3



Continuing Education code
will be available at the end.
You may download each ACE
webinar slide decks from the
resources tab.

4




You will receive an email
with a link to access the
recorded webinar within 24
hours of the live
presentation.

Meet Our Speakers



Sandra Langford-Coty, LCB, CCS
Director of Operational Development



Daniel Klein
Data Analyst

OBJECTIVES



Q&A



Schedule ACE
Reports



Overview of ACE
Reports



ACE Reports
Resources

Q&A – Part 2

1. How do I give my customs broker access to our ACE account so they can also pull reports?

Answer: You can add your broker as a trade account user by obtaining their email address, Name and ACE ID, and grant them access to reports.

<https://www.cbp.gov/document/guidance/modernized-ace-portal-user-management-qrg> -

2. I thought all CBP refunds were moved to electronic banking. I was informed to upload banking details?

Answer: CBP will not transition to electronic-only refunds on September 30, 2025. This ACE Portal enhancement is a preparatory step to facilitate CBP's future transition to electronic-only refund transactions, which CBP will announce at a later date.

See: <https://www.cbp.gov/document/guidance/trade-information-notice-ace-portal-updates-enable-electronic-refund-enrollment>

3. Is there any way to pull an entry summary line report (ES-003) that includes duty rates of HTS codes (first column)?

Answer: Yes. Must Modify the ES-003 Report to add the following Data Objects: Duty Rates (Primary, Secondary, Other)

4. Have you heard if Customs is planning on offering a report to make it easier to see the trade remedy information vs. manually manipulating it by entry/line in Excel afterwards?

Answer: No, we have not heard of any changes.

5. Kindly repeat what Ascertained means?

Answer: The ascertained amount correlates to the amounts found on the last minor version of an entry summary record (i.e. "1.01," "1.02," or "2.01"). An entry summary minor version change only occurs when a CBP officer makes an update to the record. Note: In the event that there is no change made by a CBP officer to an entry summary, and subsequently no minor version change, the ascertained amount will be equal to the estimated amount.

[ACE Reports Data Dictionary](#)

Q&A – Part 2

6. Have you ever seen an ACE Importer Account shown with : Status Frozen?

Answer: Yes - That account was Frozen by the Importer at some point so Importers can freeze 5106 data to prevent unauthorized changes. You can follow instructions at this link to unfreeze the account. It is a good practice to consider to have the account frozen

[Freeze Program](#) | [U.S. Customs and Border Protection Information found](#)

7. CBP issues liquidated damages notice for entry summary did not get refiled on time after it's being rejected y CBP. How can I run an ACE report that captures rejected entry/rejected entry summary?

Answer: ES-004 Rejected and Cancelled Entry Summaries - It can be run without dates and user can change the filter to only show rejected entries - see below

The screenshot shows the ACE system's filter configuration window. On the left, a list of filters includes 'Center ID Name', 'Control Team Number', 'Importer Number', 'Entry Summary Rejection Date (Begin)', 'Entry Summary Rejection Date (End)', 'Entry Summary Cancellation Date (Begin)', 'Entry Summary Cancellation Date (End)', 'Entry Summary Status (2)', and 'Filer Code'. The 'Entry Summary Status (2)' filter is selected and highlighted in yellow. On the right, the 'Entry Summary Status' filter is configured with a dropdown menu showing 'Rejected' and 'Cancelled'. The 'Rejected' option is selected and highlighted in yellow. At the bottom, there are buttons for 'Run' and 'Cancel', and a 'Mandatory (1)' label.

8. It possible to submit the 232 Auto and Parts off sets through Ace

Answer: How to submit : Federal Register :: Procedures To Administer Import Adjustment Offset Amounts for Certain Imports of Automobile Parts Under Proclamation 10908, as Amended

9. When downloading a ES003 - do you see data in the column Bill Amount? I don't see this column being populated anymore and I have to run a Bill Report.

Schedule ACE Reports

Schedule Report

- Must complete all steps to successfully Schedule a report
 - Use Dynamic Dates – See Part 2
 - Schedule Delivery Destination
 - Set Destination email
 - Schedule Recurrence
 - Set Format
 - Select Schedule Button
 - If necessary – Modify Prompts

Schedule Report

The screenshot shows the ACE system interface. The top navigation bar includes the U.S. Customs and Border Protection logo, a 'Folders' dropdown, and search, notification, and user icons. The breadcrumb trail is 'Personal Folders / Test Reports /'. The left sidebar shows a tree view of folders: 'Personal Folders' (expanded), 'Entry Summary Reports', 'Liquidation', 'Reference Reports', 'Test Reports' (selected), 'My Subscribed Alerts', and 'Public Folders'. The main table lists reports with columns: Title, Favorites, Type, Description, Last Updated, Instances, and an ellipsis menu. The first row is 'ISF Late Report Schedule Modified Accou...' with Type 'Web Intelligence' and Last Updated 'May 10, 2024 ...'. A context menu is open over the ellipsis, showing options: View, Properties, Copy Opendoc Link, Modify, Schedule (highlighted), Mobile Properties, History, Categories, Mark As Favorite, Details, Organize, and Delete. A callout box with a blue border contains the following instructions:

- Personal Folder
- Click on ellipsis for the report you wish to schedule
- Select Schedule

Schedule –Delivery Destination

U.S. Customs and Border Protection

Schedule

Schedule

General Report Features

Delivery Destinations

Add

Selected Delivery Destinations

Default Enterprise Location

Recurrence

Run Report:

Now

Allow Retries

OFF

Events

Schedule Close

General -> Delivery Destination -> Add

Schedule Email Destination

The screenshot shows the 'Schedule' window in the ACE system. The 'Destinations' dropdown menu is open, showing options: Default Enterprise Location, Email (checked), File System, Google Drive, and Microsoft OneDrive. A red circle with the number '1' is next to the 'Email' option. A red circle with the number '2' is in the main body of the window. The window has a sidebar with 'Schedule', 'General', and 'Report' tabs. The 'Schedule' tab is active, showing 'Delivery Destinations' with an 'Add' button, 'Selected Delivery Destination' as 'Default Enterprise Location', 'Recurrence' settings, 'Run Report' as 'Now', 'Allow Retries' as 'OFF', and 'Events'.

1. Tick Email
2. Click in the body of the window to open the email detail options in destination pane

Schedule –Delivery Destination

Schedule

Destinations

Select a destination Email X

Email

From:

To:

Cc:

Bcc:

Reply To:

Subject:

Message:

Verdana 11pt

Confirm Cancel

Destination Window Displays

- **DO NOT** fill in From:
- Add To: email address
- Add Subject
- Click Confirm

Schedule Recurrence

The screenshot shows the 'Schedule' configuration page for a report. At the top, there is a navigation bar with a back arrow, a home icon, and the 'U.S. Customs and Border Protection' logo. The page title is 'Schedule'. Below the title, there is a message: 'The SAP BI inbox has been disabled indefinitely to address a security vulnerability'. The main content area is divided into two tabs: 'General' (selected) and 'Report Features'. Under the 'General' tab, there is a 'Title' field with the text 'ES-003 Entry Summary Line Tariff Details with liq'. Below the title field is a 'Destinations' section with a 'Delivery Destinations' subsection containing an 'Add' button. Underneath, there is a 'Selected Delivery Destinations' list with one item: 'Default Enterprise Location'. The 'Recurrence' section is highlighted in red and contains a 'Run Report:' dropdown menu with 'Now' selected.

Recurrence

- **Now** to run the report immediately in the background while you continue to work.
- Select **Once** to choose a date and time to run a single instance of the report
- Select **Recurring** to choose how often and the dates and times to run the report

Schedule Recurring Report

The screenshot displays the 'Schedule Recurring Report' interface. The 'General' tab is selected and highlighted with a red box. The 'Recurrence' section is expanded, showing a dropdown menu with options: Hourly, Daily, Weekly (selected), Business Hours, Monthly, and Specific day of a month. A red circle with the number '2' is placed next to the 'Daily' option in the dropdown. A blue arrow points from the 'Daily' option to the 'Weekly' option. Another blue arrow points from the 'Allow Retries' section to the 'Number of Tries' section. The 'Allow Retries' section has a radio button labeled 'OFF' selected. The 'Number of Tries' section has a text input field with the value '1'. The 'Retry interval in seconds' section has a text input field with the value '1800'. The 'Recurrence' section also includes fields for 'Run Report:', 'Repeat:', 'On:', 'Start Date:', and 'End Date:'. The 'Run Report:' field is set to 'Recurring'. The 'Repeat:' field is set to 'Weekly'. The 'On:' field shows a calendar grid with 'Tu' (Tuesday) selected. The 'Start Date:' field is set to '8/5/2025 6:51 AM'. The 'End Date:' field is set to '12/16/2025 6:51 AM'. The 'Schedule' button is visible at the bottom right of the form.

Schedule

General Report Features

Recurrence

Run Report: Recurring

Repeat: Daily

Every: 1

Day (s)

Start Date: 5/10/2024 8:50 PM

End Date: 5/10/2024 8:50 PM

Allow Retries OFF

Allow Retries ON

Number of Tries 1

Retry interval in seconds 1800

Recurrence

Run Report: Recurring

Repeat: Weekly

On: Su Mo Tu We Th Fr Sa

Start Date: 8/5/2025 6:51 AM

End Date: 12/16/2025 6:51 AM

Schedule Close

Schedule Report Features - Formats

The screenshot shows the 'Schedule' page in the ACE Reports - History application. The 'Report Features' tab is selected and highlighted with a red box. Below it, the 'Formats' dropdown menu is open, showing several options. 'Microsoft Excel - Reports' is highlighted with a red box. At the bottom right, a red arrow points to the 'Schedule' button.

U.S. Customs and Border Protection

Schedule

Schedule

General Report Features

Formats

Web Intelligence

Web Intelligence

Microsoft Excel - Data

Microsoft Excel - Reports

Adobe Acrobat

Comma Separated Values (CSV) - Data

Comma Separated Values (CSV) Archive - Reports

Plain Text

HTML Archive

Delivery Rules

Schedule Close

Select Desired Format

- Web Intelligence – (report you can open and edit only in ACE Reports - History)
- Excel – Data (returns just the Data no formatting and not in the report column order)
- Excel – Reports (retains all the ACE Reports formatting and order of columns)
- CSV is smaller file size – good for large reports
- **Click Schedule when all steps are complete**

Schedule Report Features - Prompts

The screenshot shows the 'Schedule' page in the ACE system. The 'Report Features' tab is selected. Under 'Formats', 'Web Intelligence' is chosen. Under 'Prompts', 'ISF Late Report 2' is selected. A red 'Edit Prompt Values' button is visible. Below the prompt name, there are input fields for 'Importer Number' and a 'Constant ...' dropdown.

If necessary, in Prompts, review or modify the prompt values.

- Report Features
- Prompts
- Edit Prompt Values

Schedule History

U.S. Customs and Border Protection

History

Search

Notifications

Help

User

Instance Title: ISF Late Report Schedule Modified Account ACE ID Prompt

<input type="checkbox"/>	Title	Status	Instance Ti...	Created By	Type	Parameters
<input type="checkbox"/>	✓ ISF Late Report Schedule Modified Account	Success	May 10, 2024 9:0		Microsoft Excel	...
<input type="checkbox"/>	🕒 ISF Late Report Schedule Modified Account	Recurring	May 10, 2024 9:0		Microsoft Excel	...

Schedule Instances

Instance Time:

Instances

<input type="checkbox"/>	Title	Type
<input type="checkbox"/>	Web Intelligence	Web Intelligence
<input type="checkbox"/>	Web Intelligence	Web Intelligence
<input type="checkbox"/>	Web Intelligence	Web Intelligence

Status:

Select Instance Status

☐ Success

☐ Partial Success

☐ Failed

☐ Running

☐ Recurring

☐ Paused

☐ Pending

☐ Warning

☐ Expired

Click on ellipsis of the selected report
Select History

View

Properties

Copy Opendoc Link

Modify

Schedule

Mobile Properties

History

Categories

Remove From Favorite

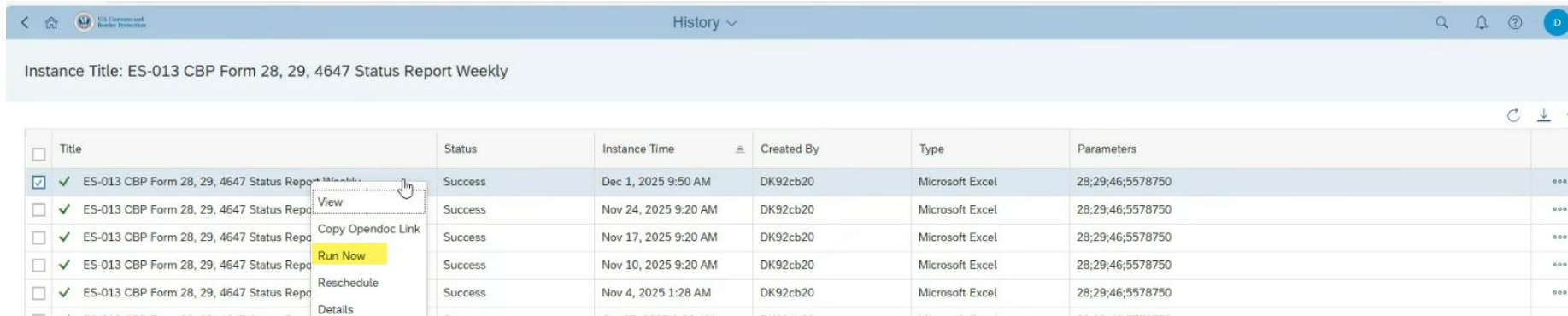
Details

Organize

Delete

Close

Regenerate a Successful Report or Rerun a Failed Report



Instance Title: ES-013 CBP Form 28, 29, 4647 Status Report Weekly

<input type="checkbox"/>	Title	Status	Instance Time	Created By	Type	Parameters	
<input checked="" type="checkbox"/>	✓ ES-013 CBP Form 28, 29, 4647 Status Report	Success	Dec 1, 2025 9:50 AM	DK92cb20	Microsoft Excel	28;29;46;5578750	...
<input type="checkbox"/>	✓ ES-013 CBP Form 28, 29, 4647 Status Report	Success	Nov 24, 2025 9:20 AM	DK92cb20	Microsoft Excel	28;29;46;5578750	...
<input type="checkbox"/>	✓ ES-013 CBP Form 28, 29, 4647 Status Report	Success	Nov 17, 2025 9:20 AM	DK92cb20	Microsoft Excel	28;29;46;5578750	...
<input type="checkbox"/>	✓ ES-013 CBP Form 28, 29, 4647 Status Report	Success	Nov 10, 2025 9:20 AM	DK92cb20	Microsoft Excel	28;29;46;5578750	...
<input type="checkbox"/>	✓ ES-013 CBP Form 28, 29, 4647 Status Report	Success	Nov 4, 2025 1:28 AM	DK92cb20	Microsoft Excel	28;29;46;5578750	...

- Regenerate a Successful Report – Click on the Title and it will open the report for you
- Run Now - to regenerate a failed report

Reschedule a Report

Instance Title: ES-013 CBP Form 28, 29, 4647 Status Report Weekly

<input type="checkbox"/>	Title	Status	Instance Time	Created By	Type	Parameters
<input checked="" type="checkbox"/>	ES-013 CBP Form 28, 29, 4647 Status Report	Success	Dec 1, 2025 9:50 AM	DK92cb20	Microsoft Excel	28;29;46;5578750
<input type="checkbox"/>	ES-013 CBP Form 28, 29, 4647 Status Report	Success	Nov 24, 2025 9:20 AM	DK92cb20	Microsoft Excel	28;29;46;5578750
<input type="checkbox"/>	ES-013 CBP Form 28, 29, 4647 Status Report	Success	Nov 17, 2025 9:20 AM	DK92cb20	Microsoft Excel	28;29;46;5578750
<input type="checkbox"/>	ES-013 CBP Form 28, 29, 4647 Status Report	Success	Nov 10, 2025 9:20 AM	DK92cb20	Microsoft Excel	28;29;46;5578750
<input type="checkbox"/>	ES-013 CBP Form 28, 29, 4647 Status Report	Success				
<input type="checkbox"/>	ES-013 CBP Form 28, 29, 4647 Status Report	Success				
<input type="checkbox"/>	ES-013 CBP Form 28, 29, 4647 Status Report	Success				
<input type="checkbox"/>	ES-013 CBP Form 28, 29, 4647 Status Report Weekly	Success				

View
Copy Opendoc Link
Run Now
Reschedule
Details
Delete

Schedule

General Report Features

Delivery Destinations

Add

Selected Delivery Destinations

Default Enterprise Location

Email

Recurrence

Run Report:

Recurring

Repeat:

Weekly

On:

Su Mo **Tu** We Th Fr Sa

Start Date:

8/5/2025 6:51 AM

End Date:

12/16/2025 6:51 AM

Allow Retries

ON

Number of Tries

1

Retry interval in seconds

1800

Reschedule to Update:

- Recipients
- Recurrence Times
- Prompts – New IOR, New IEEPA HTS Numbers

Cancel a Scheduled Report

History

Instance Title: ES-010 Future Liquidations ADCVD NRBS detail

<input type="checkbox"/>	Title	Status	Instance Time	Created By	Type	Parameters	
<input type="checkbox"/>	ES-010 Future Liquidations ADCVD NRBS detail	Failed	Dec 10, 2024 7:57 PM	SL3c2e4	Microsoft Excel	Y:02:01:09:11:12:00:04:05:08:16:21:22:23:24:25:26:31:32:33:41:42:43:44:45:46:47:51:52:53:61:6	...
<input type="checkbox"/>	ES-010 Future Liquidations ADCVD NRBS detail	Failed	Dec 9, 2024 7:57 PM	SL3c2e4	Microsoft Excel	Y:02:01:09:11:12:00:04:05:08:16:21:22:23:24:25:26:31:32:33:41:42:43:44:45:46:47:51:52:53:61:6	...
<input type="checkbox"/>	ES-010 Future Liquidations ADCVD NRBS detail	Failed	Dec 9, 2024 8:02 AM	SL3c2e4	Microsoft Excel	Y:02:01:09:11:12:00:04:05:08:16:21:22:23:24:25:26:31:32:33:41:42:43:44:45:46:47:51:52:53:61:6	...
<input type="checkbox"/>	ES-010 Future Liquidations ADCVD NRBS detail	Failed	Dec 8, 2024 7:57 PM	SL3c2e4	Microsoft Excel	Y:02:01:09:11:12:00:04:05:08:16:21:22:23:24:25:26:31:32:33:41:42:43:44:45:46:47:51:52:53:61:6	...
<input type="checkbox"/>	ES-010 Future Liquidations ADCVD NRBS detail	Failed	Dec 7, 2024 7:57 PM	SL3c2e4	Microsoft Excel	Y:02:01:09:11:12:00:04:05:08:16:21:22:23:24:25:26:31:32:33:41:42:43:44:45:46:47:51:52:53:61:6	...
<input type="checkbox"/>	ES-010 Future Liquidations ADCVD NRBS detail	Failed	Dec 6, 2024 7:57 PM	SL3c2e4	Microsoft Excel	Y:02:01:09:11:12:00:04:05:08:16:21:22:23:24:25:26:31:32:33:41:42:43:44:45:46:47:51:52:53:61:6	...
<input type="checkbox"/>	ES-010 Future Liquidations ADCVD NRBS detail	Failed	Dec 5, 2024 7:57 PM	SL3c2e4	Microsoft Excel	Y:02:01:09:11:12:00:04:05:08:16:21:22:23:24:25:26:31:32:33:41:42:43:44:45:46:47:51:52:53:61:6	...
<input type="checkbox"/>	ES-010 Future Liquidations ADCVD NRBS detail	Failed	Dec 4, 2024 7:57 PM	SL3c2e4	Microsoft Excel	Y:02:01:09:11:12:00:04:05:08:16:21:22:23:24:25:26:31:32:33:41:42:43:44:45:46:47:51:52:53:61:6	...
<input type="checkbox"/>	ES-010 Future Liquidations ADCVD NRBS detail	Success	Dec 3, 2024 7:58 PM	SL3c2e4	Microsoft Excel	Y:02:01:09:11:12:00:04:05:08:16:21:22:23:24:25:26:31:32:33:41:42:43:44:45:46:47:51:52:53:61:6	...
<input type="checkbox"/>	ES-010 Future Liquidations ADCVD NRBS detail	Success	Dec 2, 2024 7:59 PM	SL3c2e4	Microsoft Excel	Y:02:01:09:11:12:00:04:05:08:16:21:22:23:24:25:26:31:32:33:41:42:43:44:45:46:47:51:52:53:61:6	...
<input type="checkbox"/>	ES-010 Future Liquidations ADCVD NRBS detail	Success	Dec 2, 2024 8:12 AM	SL3c2e4	Microsoft Excel	Y:02:01:09:11:12:00:04:05:08:16:21:22:23:24:25:26:31:32:33:41:42:43:44:45:46:47:51:52:53:61:6	...
<input type="checkbox"/>	ES-010 Future Liquidations ADCVD NRBS detail	Success	Dec 1, 2024 7:59 PM	SL3c2e4	Microsoft Excel	Y:02:01:09:11:12:00:04:05:08:16:21:22:23:24:25:26:31:32:33:41:42:43:44:45:46:47:51:52:53:61:6	...
<input type="checkbox"/>	ES-010 Future Liquidations ADCVD NRBS detail	Success	Nov 30, 2024 7:59 PM	SL3c2e4	Microsoft Excel	Y:02:01:09:11:12:00:04:05:08:16:21:22:23:24:25:26:31:32:33:41:42:43:44:45:46:47:51:52:53:61:6	...
<input checked="" type="checkbox"/>	ES-010 Future Liquidations ADCVD NRBS detail	Recurring	Dec 12, 2024 11:54 AM	SL3c2e4	Microsoft Excel	Y:02:01:09:11:12:00:04:05:08:16:21:22:23:24:25:26:31:32:33:41:42:43:44:45:46:47:51:52:53:61:6	...
<input type="checkbox"/>	ES-010 Future Liquidations ADCVD NRBS detail	Recurring	Aug 28, 2024 1:58 PM	SL3c2e4	Microsoft Excel	Y:02:01:09:11:12:00:04:05:08:16:21:22:23:24:25:26:31:32:33:41:42:43:44:45:46:47:51:52:53:61:6	...

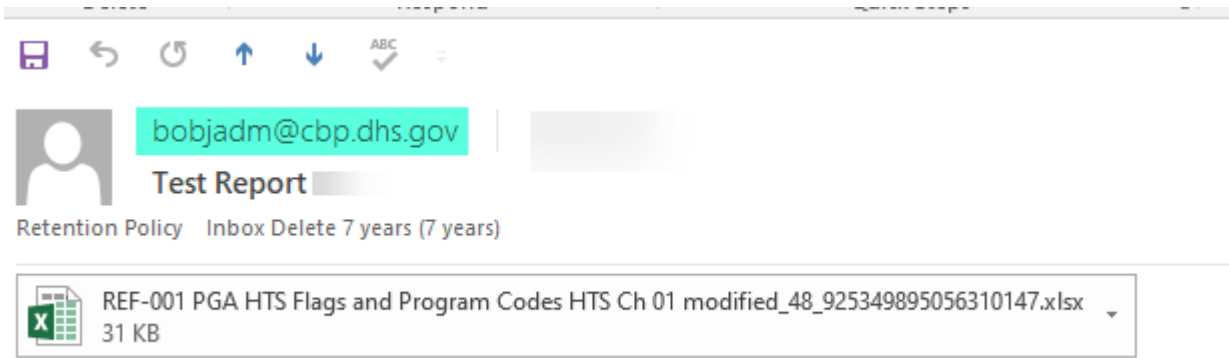
Run Now
Reschedule
Pause
Details
Delete

- When the history screen displays, look for the scheduled report instance, status “Recurring”. Right click over the title of the report and select Delete.

Email Sender for Scheduled Reports



Email may go to spam or get blocked!
Work with your IT department



- May Receive a Blank Report – Rerun from History – be aware of dynamic Dates – Good practice to have an “Ad Hoc” and a “Schedule” Version of a report
- Failed Report will not generate an email. Track what you have scheduled as good practice.

Tips for Successful Experience in ACE

- Patience – Allow screens to load
- Save often when modifying
- Enter Descriptions when saving reports so you know why you modified a report
- If you have a Scheduled report, you will have failures at times due to maintenance etc. Try to rerun, not modify again
- Maintenance window is generally weekends, so schedule early morning not middle of the night
- Timing out of the ACE portal does not affect the ACE Reports Tool
- Reminder the Scheduled Reports sender is bobjadm@cbp.dhs.gov
- Time of day when working on reports. Late/Early in the day is best

Overview of Useful ACE Reports

Useful ACE Reports

Entry Summary

- ES-001 Entry Summary Header Details
- ES-003 Entry Summary Line Tariff Details
- ES-004 Rejected and Cancelled Entry Summaries
- ES-005 Late Filed Entry Summaries
- ES-006 Entry Summary by Value
- ES-007 Warehouse Entry Summaries Without Final Withdrawal
- ES-008 TIB Expiration Notice
- ES-011 Unpaid Entries
- ES-012 Entry Summary Census Warning and Override
- ES-013 CBP Form 28, 29, 4647, 6051D Status Report

Cargo Release

- CR - 009 Cargo Release Entry Status

Revenue

- REV - 405 Trade Open Bills
- REV - 603 Trade Refund Report

Liquidation

- ES-701 Courtesy Notice of Liquidation

ISF

- ISF Late Report

Useful ACE Reports

ITRAC

- Carrier / Bill of Lading data not in the E/S Universe

Trade Remedy

- Sec 201/ Sec 232 /Sec 301

Reference

- REF-001 – PGA HTS Flags and Program Codes
- REF-202 ADCVD Active Case Details
- REF-208 ADCVD Active Principal Case Other Certification Required

Protest Report

- ES-404 Protest Entry Details (Filer Only)

PGA Message Set

- PGA-101 PGA Message Set

Reconciliation

- ES-501 Recon No-Files
- ES-504 Associated Entry Summaries

Statement

- REV-103 Periodic Daily Statement Entry Summary List

ES-012 Entry Summary Census Warning and Override Report

Entry Summary Number	Entry Summary Line Number	HTS Number - Full	Line Census Warning Code	Line Census Warning	Line Census Warning Override Code	Line Census Warning Override	Line Tariff Census Warning Code	Line Tariff Census Warning	Line Tariff Census Warning Override Code	Line Tariff Census Warning Override
XXXXXXXXXX	37	8483308090					27M	*CENSUS* QTY2/QTY1		
XXXXXXXXXX	1	8408909010	27J	*CENSUS* OR-AGR CHARGES/VALUE	50	Correct as Entered				
XXXXXXXXXX	5	7318156080					27C	*CENSUS* OR-LO VAL/QTY(1)	50	Correct as Entered

Modify ES-003 Entry Summary Line Detail

Entry Date	Entry Summary Date	Entry Summary Create Date	Entry Summary Line Number	Entry Summary Census Warning Status	Entry Summary Warning Status Code	Entry Summary Create Date
01/03/2025		01/03/2025	1	Census Warning	1	01/03/2025
01/02/2025		01/02/2025	1	Census Warning Overridden	6	01/02/2025
12/20/2024	01/07/2025	12/18/2024	5	No Census Warnings	0	12/18/2024

Report Modifiers for Reconciliation

➤ ES-501 Reconciliation No Files Data Fields to Add:

- Entry Date
- Bond Number
- Surety Code
- This report should be run with no date parameters!

➤ ES-504 Associated Entry Summaries


- Recon Entry showing associated underlying entries

Report Modifiers for Reconciliation

➤ ES-003 Entry Line Tariff Details Data Fields to Add:

- Reconciliation Indicator
- Reconciliation Issue Code
- Reconciliation Issue
- Reconciliation Due Date
- Reconciliation Status
- Continuous Bond Number
- Line MPF
- Line HMF
- Total Estimated Fee Amount

REF-001 – PGA HTS Flags and Program Codes – Modified



REF-001
PGA HTS Flags and Program Codes

FOR OFFICIAL USE ONLY UNLESS OTHERWISE AUTHORIZED

Report Parameters:

Include Expired Records: N	HTS Number - Full: ALL	PGA Name Code: ALL
PGA Flag Code: ALL	PGA Program Code: ALL	HTS Number - First 2: ALL
HTS Number - First 4: ALL	HTS Number - First 6: 620130	HTS Number - First 8: ALL
Effective Begin Date Greater than: ALL	Effective End Date Less than: ALL	

HTS Number - Full	HTS Long Description	Column 1 Pri	Column 1 Se	Column 1 Ot	Unit of Meas	Unit of Meas	Unit of Meas	Effective Begin Date	Effective End Date	PGA Name Code	PGA Flag
6201301200	OVERCOAT,ETC.MEN/BOY,COT CONT WT DOWN&>15%WT DOWN&FEATH	0.044	0	0	DOZ	KG		11/15/2024	12/31/2039	FWS	FWS DATA MAYBE REQD
6201302010	OVERCOATS,MEN,OF COTTON OTHER THAN THOSE OF HD 6203	0.094	0	0	DOZ	KG		11/15/2024	12/31/2039		
6201302020	OVERCOATS, BOYS, OF COTTON OTHER THAN 6203	0.094	0	0	DOZ	KG		11/15/2024	12/31/2039		
6201302025	OVERCOATS,ETC. OF COTTON, MEN, OTHER	0.094	0	0	DOZ	KG		11/15/2024	12/31/2039		
6201302035	OVERCOATS OTHER THAN 6203,BOYS,OF COTTON,OTHER	0.094	0	0	DOZ	KG		11/15/2024	12/31/2039		
6201302050	OVERCOATS ETC OF COTTON, OTHER, MENS	0.094	0	0	DOZ	KG		11/15/2024	12/31/2039		
6201302060	OVERCOATS, ETC, OF COTTON OTHER BOYS	0.094	0	0	DOZ	KG		11/15/2024	12/31/2039		
6201303000	REC PERF OUTERWR,ANORAKS,ETC,COT,CONT >15% DOWN AND FEATHER	0.044	0	0	DOZ	KG		11/15/2024	12/31/2039	FWS	FWS DATA MAYBE REQD
6201304000	REC PERF OUTERWEAR,ANORACK, WATER RESISTANT GARMENTS,COTTON	0.062	0	0	DOZ	KG		11/15/2024	12/31/2039		
	OVERCOATS OTHER THAT 6203 PANNED										

Main

Turn Into...

Data Assignment

Columns (12)

HTS Number - Full

HTS Long Description

Column 1 Primary Duty I

Column 1 Secondary Du

Column 1 Other Duty Ra

Unit of Measure Code 1

Unit of Measure Code 2

Unit of Measure Code 3

Effective Begin Date

Effective End Date

PGA Name Code

PGA Flag

Drag and drop an object from the objects tab

☒ Instant Apply Apply Cancel

ES-013 CBP Form 28,29,4647,605ID

Importer Number	Notice Type Code	Notice Date	Trade Response Due Date	Status	Trade Response Date	Entry Summary Number	Notice Issuing Team
XX-XXXXXXXX	46	11/3/20XX 10:02:01 AM	12/3/20XX	Closed		XXXXXXXXXX	XXX
XXXXXX-XXXXX	29	4/11/20XX 2:35:27 PM	5/2/20XX	Sent		XXXXXXXXXX	XXX
XX-XXXXXXXX	28	9/22/20XX 6:01:10 PM	10/12/20XX	Response Received	10/6/20XX 4:00:00 AM	XXXXXXXXXX	XXX
XX-XXXXXXXX	60	4/12/2024 5:42:59 PM	4/12/2024	Closed (Sent in Error)		XXXXXXXXXX	XXX

ES-004 Rejected and Cancelled Entry Summaries

Entry Summary Number	Entry Type Code	Control Team Number	Center ID Name	Importer Number	Importer Name	Control Status	Entry Summary Cancellation Date	Entry Summary Rejection Date	Entry Summary Status	Port of Entry Code
XXXXXXXXXXXX	01	ACC	Pharmaceuticals, Health and Chemicals	XX-XXXXXXXXXX	ABC INC	CBP		11/18/2025	Rejected	0901
XXXXXXXXXXXX	07	EBE	Pending Center Assignment	XX-XXXXXXXXXX	XYZ CO	CBP		11/19/2025	Rejected	0708
XXXXXXXXXXXX	07	EBE	Pending Center Assignment	XX-XXXXXXXXXX	XYZ CO	CBP		11/20/2025	Rejected	0708

Search

Center ID Name
(All values)

Control Team Number
(All values)

Importer Number
(All values)

Entry Summary Rejection Date (Begin)
(All values)

Entry Summary Rejection Date (End)
(All values)

Entry Summary Cancellation Date (Begin)
(All values)

Entry Summary Cancellation Date (End)
(All values)

✓ Entry Summary Status (2)
Rejected; Cancelled

Filer Code
(All values)

Prompts

✓ 2 Entry Summary Status

Enter a value manually

Selected value(s)

Rejected

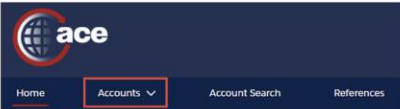
Cancelled

Mandatory (1) Reset All

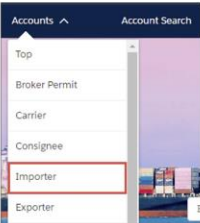
Run Cancel

ACE Forms (CF 28,29,4647,6051D)

- 1. Login to the **ACE Modernized Portal**.
- 2. Select the **Accounts** tab.



- 3. Select **Importer**.



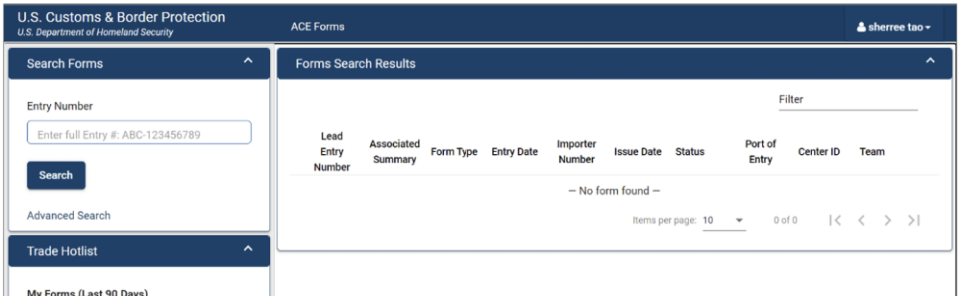
- 4. In the **Account Name** column, select the importer name hyperlink.

Importer Accounts						
Showing 20 / 20 Results						
Account Name	AKA/DBA/DIV	Identification Type	Identification Number	Status	ACE ID	
1. ManishImporter06act3	dbaName	IR #	404	Active	00001	
2. 14900		IR #	43	ACS Edit Pending	00000	
3. 93 081		IR #	93	ACS Edit Pending	00000	

- 5. In the **Importer Account** page, select the **Forms** button.

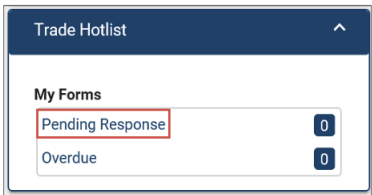


The **ACE Forms** application displays.



NOTE: There are two other ways to search for forms requiring a response:
Advanced Search hyperlink in the **Search Forms** pane.

Pending Response hyperlink in the **Trade Hotlist** pane.



Form Type

REV-103 Periodic Daily Statement Entry Summary List



REV-103
Periodic Daily Statement Entry Summary List

FOR OFFICIAL USE ONLY UNLESS OTHERWISE AUTHORIZED

Report Parameters:

Monthly Statement Payment Due Dates: 01/08/2025 to 01/25/2025	Daily Statement Payment Due Dates: ALL to ALL	Daily Statement Filer Code: ALL
Daily Statement Importer Number: ALL	Daily Statement Processing Port Code: ALL	Daily Statement Payment Status: NOT PAID,AUTHORIZED,LOCKED,PAID
Daily Statement Number: ALL	Monthly Statement Number: ALL	

[illegible]

Periodic Monthly Statements (PMS) Dates for 2025

Month	Statement Dates 11th Workday	Statement Dates 15th Workday
January	01/16/2025	01/23/2025
February	02/18/2025	02/24/2025
March	03/17/2025	03/21/2025
April	04/15/2025	04/21/2025
May	05/15/2025	05/21/2025
June	06/16/2025	06/23/2025
July	07/16/2025	07/22/2025
August	08/15/2025	08/21/2025
September	09/16/2025	09/22/2025
October	10/16/2025	10/22/2025
November	11/18/2025	11/24/2025
December	12/15/2025	12/19/2025

Prompts

Search

Monthly Statement Payment Due Date (end):
(All values)

Monthly Statement Number:
(All values)

Daily Statement Payment Due Date (begin):
(All values)

Daily Statement Payment Due Date (end):
(All values)

Daily Statement Filer Code:
(All values)

Daily Statement Importer Number:
(All values)

Daily Statement Payment Status: (2)
NOT PAID; AUTHORIZED

Daily Statement Processing Port Code:
(All values)

Daily Statement Number:
(All values)

Mandatory (1) Reset All

Code	Value
<input checked="" type="checkbox"/> AU	AUTHORIZED
<input type="checkbox"/> LK	LOCKED
<input checked="" type="checkbox"/> NP	NOT PAID
<input type="checkbox"/> PD	PAID

Search or enter value(s) manually

Search

☒ Monthly Statement Payment Due Date (1)
(begin):
1/8/2025

☒ Trade Account ACE ID (1)

☒ Monthly Statement Payment Due Date (1)
(end):
1/25/2025

Cancel

Rev-405 Trade Open Bills

Bill Number	Bill Version Number	Bill Date	Last Notice Date	Debtor Number	Debtor Name	Transaction Date	Bill Type
600XXXXX	25	7/29/2022	7/19/2024	XX-XXXXXXXXXX		5/19/2021	Supplemental Duty

Accounting Class Code	Type of Charge	Amount	Interest Accrued to Date	Full Amount Due Upon Receipt	Amount Due After Date	Amount Due after Amount (Incl. Interest)	Bill Sanction Status	Protest Number	Protest Status
012	ANTIDUMPING				8/16/2024		Active		
013	CNTVAL DUTY				8/16/2024		Active		
044	INTEREST				8/16/2024		Active		

REV-603 Trade Refund Report

Payee ID	Company Name	C/O	Address	Refund Date	Refund Type	Document Number	Total Refund Amount	Check Number / ACH Trace Number	Check or ACH
XX-YYYYYYYY		C/O XZY CO		08/02/2024	Administrative	XXXXXXXXXX	\$13,749.07	xxxxx840	Check
XX-YYYYYYYY		C/O XZY CO		08/02/2024	Drawback	XXXXXXXXXX	\$616.27	xxxxx259	Check
XX-YYYYYYYY				08/09/2024	Drawback Payment	XXXXXXXXXX	\$3,006.03	xxxxx726	Check
XX-YYYYYYYY		C/O XZY CO		08/02/2024	Entry Liquidation	XXXXXXXXXX	\$304.25	xxxxx418	Check

C/O is the 4811 Party

Document Number = Entry Number!

TR-002

Section 232 Steel

Entry Summary Number	Entry Summary Line Number	Product Exclusion ID	Issued Quantity	Issued Quantity UOM Code	Line Tariff Quantity (1)	Control Status	Entry Summary Status	Collection Status	Liquidation Status	HTS Code
xxx0867147x	8	SPR258xxx	24000	KG	5,603	CBP	Accepted	Paid	Pending	7304591000
xxx0867147x	8	SPR258xxx	24000	KG		CBP	Accepted	Paid	Pending	99038180

Cargo Release Universe

Public Comments	CSMS #58721104	Entry Type Code
CARGO COMPLIANCE MEASUREMENT EXAM. CBP MUST PHYSICALLY EXAMINE THE IMPORTED MERCHANDISE. COMPARE THE MERCHANDISE WITH THE CARGO RELEASE ENTRY		01
CARGOMSGADCVD@cbp.dhs.govEntry MFGR or EXPR fails to meet DOC company requirements for case A122857036 on one or more lines.		01
PLEASE UPLOAD ALL DOCS IN DIS.		01

CR-005 Cargo Release Entry Details

Query Panel

Add Query

Query 1

Broker

Type here to filter the tree

Cargo Release [unx]

Entry

Bill of Lading

Manifest

In-Bond

Date Objects

Result Objects

Entry Number

Entry Value

Entry Type Code

Entry Date

Importer Number

Filer Code

Mode of Transportation Code

Public Comments

Port of Entry Code

System of Release

Release

Public Comments

Type: String

From: Entry/Entry History

Master Bill of Lading Number	House Bill of Lading Number	Manifested Quantity	Manifested Quantity Unit of Measure Code	Mode of Transportation Code
016xxxxxxxxx	001xxxxxxxxx		1 PCS	40
BNSFxxxxxxxxxx			1 TNK	21
CMDUxxxxxxxxxx	KFUNxxxxxxxxxx	818 CTN		11
PGLJxxxxxxxxxxxxxx		579 CAS		30


CR-009

Cargo Release Entry Status

Cargo Release Port of Entry	Carrier SCAC/IATA Code	Mode of Transportation Code	Entry Type Code	Entry Status	Public Comments	Scheduled Arrival Date	Entry Filing Date	Number of Days Since Entry Filed
1703	CMDU	11	01	Pending			06/14/2024	64
0212		30	01	Admissible			06/19/2024	59
4601	ACLU	10	01	Admissible		06/19/2024	06/26/2024	52
3401		30	01	Admissible			06/27/2024	51
3401		30	01	Admissible			06/27/2024	51
0901		30	01	Admissible			06/27/2024	51
1303	MEDU	11	01	Admissible		08/05/2024	07/01/2024	47
3801		30	01	Intensive			07/05/2024	43
0102		40	01	Admissible			07/05/2024	43
4601		11	01	Bill Hold		07/20/2024	07/09/2024	39
0712		30	01	Admissible			07/09/2024	39
3302		21	01	Admissible			07/09/2024	39
3302		21	01	Admissible			07/09/2024	39
3302		21	01	Admissible			07/09/2024	39
3403		21	01	Pending			07/09/2024	39

ES-008 TIB Expiration Notice

Entry Summary Number	Entry Type Code	Control Team Number	Port of Entry Code	Release Date	Entry Date	Entry Summary Date	Liquidation Status	Liquidation Date
XXXXXXXXXXXX	23	IAB	3802	08/25/2023	08/25/2023	09/07/2023	Extended	08/25/2025
XXXXXXXXXXXX	23	FBD	3423	08/27/2023	08/27/2023	09/07/2023	Open	08/27/2024
XXXXXXXXXXXX	23	IAA	3803	09/05/2023	09/05/2023	09/14/2023	Open	09/05/2024
XXXXXXXXXXXX	23	IAA	0209	09/11/2023	09/11/2023	09/20/2023	Open	09/11/2024
XXXXXXXXXXXX	23	JBN	3801	09/12/2023	09/12/2023	09/21/2023	Open	09/12/2024
XXXXXXXXXXXX	23	IAA	0901	09/12/2023	09/12/2023	09/21/2023	Open	09/12/2024
XXXXXXXXXXXX	23	JBN	0901	09/17/2023	09/17/2023	09/27/2023	Open	09/17/2024
XXXXXXXXXXXX	23	GBS	3613	09/17/2023	09/17/2023	09/28/2023	Open	09/17/2024

 **Liquidation Date**
 Data type: Date/Time
 From: Query 1

The month, day, and year (MM/DD/YYYY) in which an entry summary liquidated, or is set to liquidate.

Note: In the event that the record is a type "23" temporary importation under bond (TIB), then this refers to the closure date.

ES-007

Warehouse Entry Summaries Without Final Withdrawal

Entry Summary Number	Entry Type Code	Center ID Name	Importation Date	Warehouse Five Year Alert Date	Five Year End Date	Final Warehouse Withdrawal Made Indicator	Liquidation Status	Warehouse Withdrawal Extension Date
XXXXXXXXXXXX	21	Machinery	11/18/2019	08/18/2024	11/18/2024	N	Not Liquidated	
XXXXXXXXXXXX	21	Agriculture and Prepared Products	11/27/2019	08/27/2024	11/27/2024		Not Liquidated	
XXXXXXXXXXXX	21	Machinery	03/25/2020	12/25/2024	03/25/2025	N	Not Liquidated	
XXXXXXXXXXXX	22	Agriculture and Prepared Products	04/16/2020	01/16/2025	04/16/2025		Not Liquidated	

ES-011Unpaid Entries

Entry Summary Due Date	Periodic Monthly Statement Month	Entry Type Code	Entry Date	Entry Summary Date	Entry Summary Status	Liquidation Status	Collection Status	Late Payment Indicator
07/16/2024	08	01	07/01/2024	07/12/2024	Accepted	Not Liquidated	Authorized	
07/16/2024	08	01	07/01/2024	07/12/2024	Accepted	Not Liquidated	Authorized	
07/16/2024	08	01	07/01/2024	07/12/2024	Accepted	Not Liquidated	Authorized	
07/16/2024	08	01	07/01/2024	07/12/2024	Accepted	Not Liquidated	Authorized	
07/16/2024	08	03	07/01/2024	07/12/2024	Accepted	Suspended	Authorized	
07/16/2024	08	01	07/01/2024	07/12/2024	Accepted	Not Liquidated	Authorized	

REF-202 AD/CVD Active Case Details Report

Case Number	Case Related HTS Short Description	Case Short Description	Case Country of Origin Code	Case Related HTS Number	Case Related TSUSA Number	Case Party Exporter Name	Case Party Manufacturer Name	Current Rate Effective Date	Current Rate	Current Suspend Entry Summary Indicator	Current Suspend ES Effective Date	Third Country Case Indicator
A570016183	RUB,TIRES,LIGHT TRUCK RADIALS	Passenger & Light Truck Tires	CN	4011201005		TRIANGLE TYRE CO., LTD.	ANY PRODUCER	03/14/2023	2.19%	Y	03/16/2018	N
A570016183	RUB,TIRES,RADIAL,RIM<=33.02CM	Passenger & Light Truck Tires	CN	4011101010		TRIANGLE TYRE CO., LTD.	ANY PRODUCER	03/14/2023	2.19%	Y	03/16/2018	N
A570016183	RUB,TIRES,RADIAL,RIM>45.72CM	Passenger & Light Truck Tires	CN	4011101070		TRIANGLE TYRE CO., LTD.	ANY PRODUCER	03/14/2023	2.19%	Y	03/16/2018	N
A570016183	RUB,TIRES,RD,RM>33.02<=35.56CM	Passenger & Light Truck Tires	CN	4011101020		TRIANGLE TYRE CO., LTD.	ANY PRODUCER	03/14/2023	2.19%	Y	03/16/2018	N
A570016183	RUB,TIRES,RD,RM>35.56<=38.10CM	Passenger & Light Truck Tires	CN	4011101030		TRIANGLE TYRE CO., LTD.	ANY PRODUCER	03/14/2023	2.19%	Y	03/16/2018	N
A570016183	RUB,TIRES,RD,RM>38.10<=40.64CM	Passenger & Light Truck Tires	CN	4011101040		TRIANGLE TYRE CO., LTD.	ANY PRODUCER	03/14/2023	2.19%	Y	03/16/2018	N
A570016183	RUB,TIRES,RD,RM>40.64<=43.18CM	Passenger & Light Truck Tires	CN	4011101050		TRIANGLE TYRE CO., LTD.	ANY PRODUCER	03/14/2023	2.19%	Y	03/16/2018	N
A570016183	RUB,TIRES,RD,RM>43.18<=45.72CM	Passenger & Light Truck Tires	CN	4011101060		TRIANGLE TYRE CO., LTD.	ANY PRODUCER	03/14/2023	2.19%	Y	03/16/2018	N
A570016183	WHEEL:OTH MOTOR VEH,OTH,ALUMIN	Passenger & Light Truck Tires	CN	8708704545		TRIANGLE TYRE CO., LTD.	ANY PRODUCER	03/14/2023	2.19%	Y	03/16/2018	N

Run without any parameters
Look up against 8 and 10 digit HTS

REF-208 ADCVD Active Principal Case Other Certification Required

CSMS # 63470689

- Commerce is imposing certification requirements on an increasing number of AD/CVD cases. When required, the importer must provide importer and exporter certifications concerning the applicability of an AD/CVD order to merchandise that they are importing.

Principal Case Number	Principal Official Case Name	Related Principal Case Number	Parent Principal Case Number	Case Country of Origin Code	Principal Case Other Certificate Required Indicator
A201831	Prestressed Concrete Steel Wire Strand			MX	Y
A201844	Steel Concrete Reinforcing Bar			MX	Y
A351842	Certain Uncoated Paper			BR	Y
A552006	Certain Hardwood Plywood Products (China)	C552007	A570051	VN	Y
A552106	Wooden cabinets and vanities and components thereof (People's Republic of China)	C552107	A570106	VN	Y
A552801	Certain Frozen Fish Fillets			VN	Y
A557084	Certain Quartz Surface Products (China)		A570084	MY	Y
A557106	Wooden cabinets and vanities and components thereof (People's Republic of China)	C557107	A570106	MY	Y
A560828	Certain Uncoated Paper	C560829		ID	Y

References

ACE Report Quick Reference Guides and Video

Welcome to the ACE training and reference guides page for the ACE Portal, manifest, and reports. For more specific help or assistance on visit the [ACE Support](#) page.

ACE Reports Training

ACE Reports

Accessing ACE Reports

- [Accessing the ACE Reports Application: Quick Reference Card](#)
- [Accessing the ACE Reports Application: Video](#)

Navigating ACE Reports

- [Navigating ACE Reports: Quick Reference Card](#)
- [Navigating ACE Reports: Video](#)

Running a Standard Report

- [Running a Standard Report: Quick Reference Card](#)
- [Running a Standard Report: Video](#)

Saving and Exporting a Report

- [Saving and Exporting a Report: Quick Reference Card](#)
- [Saving and Exporting a Report: Video](#)

Schedule and Email a Recurring Report

- [Schedule and Email a Recurring Report: Quick Reference Card](#)
- [Schedule and Email a Recurring Report: Video](#)

Adding and Modifying Result Objects and Display

- [Adding and Modifying Result Objects and Display: Quick Reference Card](#)
- [Adding and Modifying Result Objects and Display: Video](#)

- [Adding and Modifying Result Objects and Display: Video](#)

Modifying Query Filters

- [Modifying Query Filters: Quick Reference Card](#)
- [Modifying Query Filters: Video](#)

Creating an Ad Hoc Report

- [Creating an Ad Hoc Report: Quick Reference Card](#)
- [Creating an Ad Hoc Report: Video](#)

Adding Dynamic Dates

- [Adding Dynamic Dates: Quick Reference Card](#)
- [Adding Dynamic Dates: Video](#)

Adding Nested Filters

- [Adding Nested Filters: Quick Reference Card](#)
- [Applying Nested Filters: Video](#)

Setting Default Preferences

- [Setting Default Preferences: Quick Reference Card](#)
- [Setting Default Preferences: Video](#)

Repointing a Report

- [Repointing a Report: Quick Reference Card](#)

Trade Refund Report QRC

- [Trade Refund Report: Quick Reference Card](#)

ACE Report References

ACE Reports Catalog for Trade Users

Attachment	↕	Ext. ↕	Size ↕	Date ↕
ACE Reports Catalog for Trade Users		PDF	963.38 KB	08/22/2022

<https://www.cbp.gov/ace-reports-catalog-trade>

ACE Reports Data Dictionary - Trade

ACE Reports Data Dictionary - Trade

Attachment	↕	Ext. ↕	Size ↕	Date ↕
ACE Reports Data Dictionary - Trade		PDF	2.47 MB	08/18/2022

<https://www.cbp.gov/ace-reports-data-dictionary>

Questions?

NCBFAA Credit Code: NEI-102025-6-MIBC

Upcoming Deringer Webinars:

Join us for [Beyond the Bond: Mastering TIB Compliance](#)

Join us for [Trade Transformed: What 2025 Taught Us, What 2026 Demands](#)

Join us for [A View from the Other Side: European Market Update](#)

Explore more Deringer webinars and resources—[subscribe now](#) to stay ahead.